







Product Picture	Product Name	Product Code	Description
	Diamond-shaped Motorcycle Rearview Mirror	Lillie0001	The motorcycle rearview mirror measures 90.2mm(W)*170mm(H). Featuring a convex surface for expanded visibility, the mirror offers 360-degree rotational adjustability.
	22mm CNC Handlebar Mirror	Lillie0002	CNC-machined aluminum alloy construction for durability. Sleek black finish with high-visibility white glass mirror Adjustable rotation for optimal viewing angles Easy installation on standard 22mm (7/8") handlebars
	8mm/6mm Rearview Mirror	Lillie0003	Thread Size: 8mm & 6mm dual-thread compatible Mirror Type: Oversized convex mirror for wide-angle visibility Compatibility: Universal fit for motorcycles, e-bikes, and scooters
	M8 Sliver Rearview Mirror	Lillie0004	Wide-view mirror for enhanced visibility and safety. Reinforced anti-fall design for durability and impact resistance Personalized styling with a sleek, modern aesthetic Convex mirror surface for a broader field of vision
	Air Filter	Lillie0005	"Multi-color" emphasizes diverse aesthetic options. "Various sizes" indicates compatibility with different scooter models.
	Motorcycle Hydraulic Brake Clutch Pump Lever	Lillie0006	Material : Aluminium Universal standard 7/8" (22mm) front brake master cylinder lever pump Fitment : For 50cc 110cc 150cc Dirt Bike Quad ATV
	Motorcycle Turn Signals Light 12V LED	Lillie0007	335SMD LED with high brightness, low light failure, stable performance and long life, low heat and low power consumption. - Flowing Water turn signal, totally new and fashion model.
	HEP-02A New Gas Diesel fuel pump	Lillie0008	Specification: Installation hole Distance: 67 mm Flows:> 70L/H Currents: 1.3A- 1.4A Input Voltage: 12V Pressure: 0.3-0.5 MPA Tubing Interface: 0.32" Length: 5.5" = 138.2 mm
	22mm Mirror Handlebar	Lillie0009	This 22mm rearview mirror base is rust-proof, corrosion-resistant, weather-resistant, and highly durable
	CR7HSA Spark Plug	Lillie0010	This high-performance spark plug utilizes three advanced electrode tips with special materials, delivering long life, strong sparks, and triple-path discharge for enhanced engine performance.

	Motorcycle Handlebar Kill Switch	Lillie0011	This latching ON/OFF switch is versatile: use it for lights (hazard, fog, headlights) or as a power outlet for mobile devices.
	Half-wave Ignition Magneto Stator	Lillie0012	Magnetic AC stator is designed to generate optimal output electricity. Direct installation, plug and play, quick and convenient installation.
	Motorcycle Red Push Button Horn Starter	Lillie0013	Handlebar Mounted for 22mm (7/8") bars Universal kill stop Switch, can be used as horn switch too
	Multi-Function Left Handlebar Switch	Lillie0014	Suitable for 7/8" 22mm diameter handle bar, mounts on the left hand side. Multi-functions switch meet all your needs
	Electric Signal Horn DC12V 1.5A 105dB	Lillie0015	It fits on any 12 volt vehicle(car, truck, SUV, motorcycle, yacht, boat, off road vehicle, bus)